






MAIN FEATURES

Rated current (with wiring according to standard)	20 A	Flexible wiring (min-max)	2,5 - 10 mm ²
Maximum voltage	750 V	Stranded wiring (min-max)	2,5 - 10 mm ²
IP protection lid closed	IP65	Other wiring	on request
IP protection connected plug	IP65	Keying positions	12
Shock resistance	IK10	Protection mode	de
Ambient temperature	-25 °C to +60 °C	ATEX zones	1 & 2, 21 & 22

EACH SOCKET OUTLET OR INLET
MUST BE ASSOCIATED WITH A
BOX, A SLEEVE OR A HANDLE.

	SOCKET- OUTLET female DX1 (20 A)		INCLINED APPLIANCE INLET male DX1 (20 A)		PLUG male DX1 (20 A)	
Voltage 50 Hz						
220 - 250 V	1P+N+E	2624015		2626015	8-13 mm	2621015
380 - 440 V	3P+E	2624013		2626013	8-13 mm	2621013
380 - 440 V	3P+N+E	2624017		2626017	8-13 mm	2621017

► Other voltages, frequencies and contact configurations are available (see page 10).

BOXES

Ex metal cable gland
included*



Wall box
metal 90°

HANDLES

Ex metal cable gland
included*



Straight handle
metal

Cable gland entry	Part no.		Cable gland entry	Part no.	
M20	262AB53	8-13 mm	M20	262A963	8-13 mm
M25	262AB5325M	9-16 mm	M25	262A95325M	9-16 mm
M32	262AB5332M	12-21 mm	M32	262A95332M	12-21 mm

* For alternatives with Earth continuity, please contact us

LOCKING

Locking position connected or disconnected by lockable shaft as standard.

MARECHAL ELECTRIC MAROMME

 II 2 G D Ex de IIC tD A21

-25 °C ≤ Ta ≤ +60 °C T5 T84 °C

-25 °C ≤ Ta ≤ +50 °C T6 T74 °C

IECEX LCI 09.0014 / LCIE 05 ATEX 6127